

What We Learn about Girls' Education from Interventions that Don't Focus on Girls

David K. Evans

Fei Yuan¹

March 11, 2019

Abstract: Despite dramatic global gains in access to education, 130 million girls of school age remain out of school. Among those who do enter, too many fail to gain the essential skills to succeed after they complete their schooling. Previous efforts to synthesize evidence on how to improve educational outcomes for girls have tended to focus on interventions that are principally targeted to girls, such as girls' latrines or girls' scholarships. This approach makes sense if girl-targeted interventions are the most effective at overcoming the constraints specific to girls. But if general, non-targeted interventions – those that benefit both girls and boys – significantly improve girls' education, then focusing only on girl-targeted interventions may miss some of the best investments for improving educational opportunities for girls in absolute terms. In this review, we bring together evidence from 274 educational interventions from 179 studies in 54 low- and middle-income countries and identify their impacts on girls, regardless of whether or not they specifically target girls. We find that to improve both access and learning, girl-targeted interventions deliver no advantage over general interventions in terms of benefits for girls. At the same time, many more general interventions have been tested, providing a broader menu of options for policymakers to draw from. General interventions have similar impacts for girls as for boys. Many of the most effective interventions to improve access for girls are household-based (such as cash transfer programs), and many of the most effective interventions to improve learning for girls involve improving the pedagogy of teachers.

JEL Classification: I21, I24, J16, O1

Keywords: education, girls, effect size, impact evaluation, economic development

¹ The authors would like to thank Deon Filmer, Erin Ganju, Markus Goldstein, Oni Lusk-Stover, Mary Obelnicki, Dana Schmidt, Craig Silverstein, Lexie Wagner, Kim Wright-Violich, and various seminar audiences for feedback and suggestions. We would also like to thank Echidna Giving and the Umbrella Facility for Gender Equality at the World Bank for financing this work. We are grateful to Tara Siegel, Danielle Sobol, and Shikhty Sunny for excellent research assistance. The authors may be contacted at Evans (Center for Global Development: devans@cgdev.org) and Yuan (Harvard Graduate School of Education: fyuan@g.harvard.edu).

1. Introduction

Investing in girls' education has been called "the world's best investment" (Sperling and Winthrop 2015). Roughly 15 percent of the world's population in 2016 are girls younger than 18 years old. Educating girls frees them to raise their aspirations and increases their potential to achieve them. It allows them to access better health, higher earnings, and more control over their lives, which subsequently leads to positive impacts on their families, communities, and societies (World Bank 2018). More and better education for girls and boys contributes to economic growth, labor productivity, and social mobility.

The benefits of girls' education extend across generations. Better educated women tend to have lower fertility rates (Castro Martin 1995). They also have lower child mortality rates: data from 175 countries between 1970 and 2009 show that 51 percent of the reduction in deaths in children younger than 5 years in the past 40 years could be attributed to the increased education attainment in women of reproductive age (Gakidou et al. 2010). In addition, mothers' education is strongly associated with children's educational attainment and achievement (Ermisch and Francesconi 2001; Schultz 2002).

Despite all the demonstrated benefits, girls face challenges in education that boys do not. For example, girls' schooling is more sensitive to both direct costs and opportunity costs than that of boys (King and Winthrop 2015). When girls become teenagers, early marriage and adolescent pregnancy may prevent them pursuing further schooling (Field and Ambrus 2008). Social norms in certain cultural contexts may restrict them from accessing economic opportunities as well, potentially limiting the gains from investing in education. For example, 90 percent of women in Uttar Pradesh, India reported that they needed to acquire their husband's permission to work (World Bank 2018). Even when women participate in the labor market, they are less likely to find a job. In the Middle East and North Africa, the female unemployment rate is twice that of their male counterparts (ILO 2017). Educating girls increases their control over their own lives – regardless of whether they participate in the formal labor market – and empowers them to advance gender equality in other areas.

Globally, the gender gap in primary and secondary schooling has significantly narrowed – and in some countries, reversed – over the last two decades (Psaki, McCarthy, and Mensch 2018). However, global averages mask the large variation in gender inequality at the regional and national levels. In many countries, girls are still more likely to be excluded from education (UNESCO 2016). Girls also complete less schooling than boys. Gender inequality (favoring boys) in primary completion remains in 60 of all 177 countries with available data (Figure 1A) and is more prominent in poor countries: 21 out of the 25 countries with a gap larger than 5 percent are low- and lower middle-income countries. For lower secondary education, access is still much more limited for both boys and girls, with only 50 percent of girls and boys finishing lower

secondary education in low and middle-income countries.² Even at these low overall levels, many countries see girls at a disadvantage relative to boys (Figure 1B).

Even for those girls who are in school, many may not to acquire the foundational cognitive skills to help them thrive in their future lives. Across 51 low- and middle-income countries, only 50 percent of young adult women who had completed grade 6 could read a simple sentence (Sandefur, Oye, and Pritchett 2016). The persistence in attainment gaps and low achievement in education translates into girl exiting school with fewer than optimal skills, reinforcing subsequent gaps in productive opportunities. Part of the solution is to ensure that girls get into school and get the most out of their schooling.

At the same time, evidence on what works to improve the quality of education is increasing at an unprecedented rate (Figure 2). In recent years, hundreds of impact evaluations in low- and middle-income countries have demonstrated the effectiveness – or lack thereof – of a range of interventions at improving education outcomes, for girls and boys (Evans and Popova 2016; J-PAL 2017). Reviews that examine the most effective ways to boost girls’ education tend to focus on interventions that target girls – for example, building girls’ latrines at schools and providing scholarships for girls (Filmer and Schady 2008; Garn et al. 2013) – potentially missing large educational benefits for girls from interventions that are not gender-specific.

Consider two interventions: Intervention 1 targets girls and is effective for girls but not for boys – for example, providing scholarships targeted to high-performing girls. Intervention 2 examines a general education intervention, which is much more effective for girls than Intervention 1, but the effects are roughly equal for boys and girls – for example, training teachers in an innovative way. In this case the most effective intervention for improving girls’ education is the general education intervention (Figure 3A). The fact that it also benefits boys does not take away from the fact that it is the most effective intervention for girls. However, the published evaluation of Intervention 2 would likely not emphasize girls’ education or gender effects, as there are no differential effects for girls. In fact, the evaluation may not even report gender impacts separately.

Now consider two concrete interventions that demonstrate the above hypothesis (Figure 3B). A merit scholarship program for girls in Kenya increased girls’ learning by 0.19 standard deviations and had small, positive spillovers for boys (Kremer, Miguel, and Thornton 2009). Another intervention – in Bangladesh – encouraged parents to attend monthly meetings with teachers to go over their child’s school performance. That intervention improved learning outcomes by 0.25 standard deviations for both girls and boys, with no statistically significant difference between them (Islam 2016). The general intervention (parent-teacher meetings) was more effective at increasing girls’ learning than the girl-targeted merit scholarship program. But it would likely be omitted in any review of the most effective interventions for girls because the study does not specifically target girls; and since the differences by gender are small, they do not come up in the title, the abstract, or the introduction of the paper. A traditional review of the best investments for girls, searching for studies with keywords like “girls” and “gender,” could miss the best investments for girls.

² In education systems with high levels of attainment, the education gap can flip to disadvantage boy students (Psaki, McCarthy, and Mensch 2018).

In this paper, we report the results of an innovative systematic review identifying the most effective interventions to improve girls' access to education and learning outcomes within a more comprehensive evidence base that includes both girl-targeted and general education interventions. We pose three research questions: (1) Are girl-targeted interventions more effective for girls' outcomes than general interventions? (2) For general, non-targeted interventions, do impacts on girls tend to be larger? and (3) In absolute terms, what are the most effective interventions for girls?

To answer these questions, we collected and reexamined a large database of education studies with access or learning outcomes for students. We categorized the studies as either evaluating girl-targeted or non-targeted (i.e., general) interventions and identified all studies that reported gender-differentiated impacts. For those studies that did not report gender differentiated impacts, we contacted their authors asking them either to run the additional gender differentiated analysis or to share the data with us. We then standardized the effects of different programs to ensure comparability of effect sizes across studies. Ultimately, we synthesized the effects for girls from 179 studies.

We find that general, non-targeted interventions perform similarly to girl-targeted interventions on average to increase both girls' access to school and their learning in school. General interventions tend to have similar effects for girls and for boys. (The evidence suggests that if anything, girls benefit more from general interventions, although the differences are not statistically significant.) In examining the most and least effective interventions for girls' education, we find that girls' access to school is more responsive to changes in costs, distance, and health conditions; while girls' learning is more likely to be improved by structured pedagogy and interventions that help teachers to teach at the right level.

General, non-targeted interventions may be more politically palatable for scaling up, and they offer a wider array of evaluated interventions, giving policymakers have a richer menu of options among non-targeted interventions to improve girls' education. In countries where boys also struggle to achieve quality education, general interventions can simultaneously improve girls' learning while benefitting boys as well. None of this suggests that programs will not benefit from considering gender issues in their design, but rather that specifically targeting girls may not be necessary to help those girls succeed. If policymakers want to help girls learn, they can make schools better for all children.

2. Literature review: The missing evidence

Various researchers have undertaken systematic reviews of evidence on what works to improve girls' education. For example, Sperling and Winthrop (2015) – building on Herz and Sperling (2004) – summarize eight recent reviews of education impact evaluations and provide a catalogue of information about practices and programs that improve girls' access and learning. Unterhalter et al. (2014) conduct a systematic review of education programs that target girls. Tembon and Fort (2008) document effective policies in six low- and middle-income countries to promote gender equality. J-PAL (2017) compares impacts by gender of programs – all evaluated by randomized controlled trial – designed to increase school enrollment and attendance in 28 low- and middle-income countries. Other reviews focus on adolescent girl programs that may also impact

education outcomes (Haberland, McCarthy, and Brady 2018; Botea et al. 2017). As discussed above, these reviews – with the exception of J-PAL (2017) – tend to search for studies that highlight girls’ education in the title, abstract, introduction, or in the characterization of the interventions, and so they largely exclude non-targeted interventions. For example, a common approach is to use terms such as “girls” or “gender” in the search for relevant studies and then to identify lessons learned from those studies, as do Unterhalter et al. (2014) and Haberland, McCarthy, and Brady (2018).

In addition, all the reviews except J-PAL (2017) and Unterhalter et al. (2014) examine the evidence qualitatively, usually discussing study by study, and then infer conclusions. J-PAL (2017) focuses only on access outcomes and within that, only on randomized controlled trials. Unterhalter et al. (2014) employs a form of vote-counting.³ To the best of our knowledge, there have been no systematic reviews that compare effect sizes quantitatively for both access and learning outcomes for girls’ education. This systematic review complements the existing literature in two ways: first, it incorporates a wide range of general education interventions that have not been included in previous studies of what works to improve girls’ learning and access to education; second, it converts the point estimates of all included studies into standardized effect sizes to allow easier comparison across studies.

3. Method

We gathered a large collection of studies that report education outcomes, either access or learning. For each of the studies, we identified whether or not they separately report impacts for boys and girls. For studies that separately report impacts for boys and girls, we extract those data, standardize the estimates, and use them to compare the impacts for boys versus girls and across programs for girls. For studies that do not separately report, we contacted the authors and asked them either to share the data or to provide the separate estimates themselves. In this section, we report on each step in detail.

Literature search

We began with a comprehensive database of education impact evaluations compiled for Evans and Popova (2016) and subsequently updated it. The database consists of 495 studies that were cited in 10 recent systematic reviews of evidence on what works to improve learning and access in low- and middle-income countries.⁴ All the reviews were published or made publicly available

³ Vote counting consists of categorizing the results of studies by their results: negative and statistically significant, negative and statistically insignificant, positive and statistically insignificant, and positive and significant. Evans and Popova (2016) includes a discussion of different types of systematic reviews and the respective advantages and disadvantages.

⁴ The 10 reviews are: Conn (2014), Glewwe et al. (2014), Kremer et al. (2014), Krishnaratne et al. (2013), McEwan (2015), Murnane and Ganimian (2014), Asim et al. (2015), Masino and Niño-Zarazúa (2015), Glewwe and Muralidharan (2015), and Snilstveit et al. (2015). Conn, Glewwe et al, McEwan, and Masino and Niño-Zarazúa only include studies with learning outcomes. The other reviews include studies with learning outcomes and studies with access outcomes. The database is available at <https://sites.google.com/site/davidkevans/database-of-education-studies>.

between 2013 and 2015 and the studies included were conducted between 1980 and 2015. Another systematic review of interventions with a special focus on access outcomes came out in 2017 (J-PAL 2017); its references added four studies to the database.

To increase the coverage of studies that were published (either as working papers or peer-reviewed articles) after 2015, we conducted an additional literature search between October 2017 and January 2018. We searched Google Scholar and the websites of major institutions that conduct research related to low- and middle-income countries for working papers that were published between 2015 and 2017 containing the keywords “evidence”, “education”, “access”, “learning”, “enrollment”, “dropout”, “attendance”, or “score”. We applied the same search terms to a number of economics and education journals, listed in Annex I. These two additional searches yielded 19 new studies. In total, we reviewed 518 papers.

Inclusion criteria

We included studies of education interventions (such as teacher professional development and providing textbooks), health interventions (such as providing deworming drugs and micronutrients), and safety net interventions (such as cash transfers). We only included studies that took place in preprimary, primary, and secondary schools in low- or middle-income countries, according to the World Bank definition (World Bank 2017). To be included studies had to be published – either as a working paper or a journal article – between 1980 and 2017 and had to report at least one of the following education outcomes: access outcomes (enrollment, dropout, or attendance) or learning outcomes (composite test score or any subject score). Non-academic skill development programs for adolescents were not included.

We only included studies that used an experimental or quasi-experimental design. To be included, studies needed to have a valid counterfactual – in other words, a credible way of determining what would have happened in the absence of the program? The ways that studies could construct such a counterfactual included random assignment of treatment, difference-in-differences analysis, regression discontinuity, instrumental variables, and propensity score matching. At the same time, we restrict our analysis to studies where girls are included in the intervention group.

Data Collection

Upon reviewing the 518 identified studies, 313 studies met the inclusion criteria. We further divided these studies into two groups: girl-targeted interventions and general interventions. Girl-targeted interventions include any intervention that is explicitly designed to boost education outcomes for girls specifically. For example, this includes programs that provide girls with cash or in-kind transfers, reduce tuition or other school costs for girls, offer (merit) scholarships to girls, build latrines for girls in schools, reduce travel distance to schools for girls by building village schools or providing transportation, provide female teachers, or implement girls’ empowerment curricula in schools. In general, if the program either specifically targets girls for benefits or explicitly states its objective as improving girls’ educational outcomes, we count it as “girl-

targeted.” In our sample, we identified 23 studies designed to increase access or learning specifically for girls. The other 290 studies were general interventions.⁵

General interventions refer to programs that are gender neutral in their design. Examples include programs that offer computer-assisted learning for all students, provide school meals for all students, and distribute free school uniforms or textbooks to all students. A general intervention may disproportionately benefit girl students, but it is not explicitly designed to do so, nor is it targeted specifically to girls.

To collect the impacts of interventions on girls for the 23 girl-targeted interventions, we used the results on girls reported in the studies. For general interventions, the average effect reported in the study covered an average across boys and girls, so we verified which studies also reported effects separately. 105 studies reported heterogeneous intervention impacts by gender, and we incorporated those results in our review. However, that left 205 studies that did not report gender differentiated impacts in their original papers. In order to enlarge our sample, we contacted the authors of these studies up to three times between January 2018 and July 2018, requesting that they either provide additional estimates of intervention effects by gender or share the data of their studies with us to perform the analysis on their behalf. Authors were given at least three months to reply to us with either new estimates or their data if they were interested.

Of the 205 studies, we received replies from the authors of 103 studies. Among them, the authors of 32 studies indicated that the data were no longer available or that gender data were not collected. Another 71 sets of authors expressed their willingness to run the additional analysis (48 papers) or share their data with us (23 papers). By the end of July 2018, we were able to obtain new estimates of effects by gender of 51 studies.

Figure 4 demonstrates our review process. Combining girl-targeted interventions, general interventions that report impacts on girls and the new estimates we collected from authors, the final sample of this review consists of 179 studies evaluating 274 total interventions. Among those studies, 85 measured access outcomes such as enrollment, attendance, or dropout; and 117 measured learning outcomes including a composite test score, math score, or language score. Table 1 shows the descriptive statistics of our sample.

Coding of effect sizes

In this paper, our unit of analysis is the estimated impact of an intervention, where a group that received an intervention is compared to another group that did not receive the intervention. For studies with multiple treatment arms, we coded the impact of each treatment arm separately (as its own intervention) and recorded the education outcomes corresponding to that intervention. For example, Berlinski et al. (2016) tested the effects of four interventions or treatment arms: (1)

⁵ There are two general intervention studies that contain a girl-targeted intervention arm, but for the purpose of counting, but because the bulk of the benefits do not target girls, we include them in the general intervention group.

an active learning approach to the teaching of math, (2) an active learning approach plus an interactive white board, (3) an active learning approach plus a computer lab, and (4) an active learning approach plus one computer per student. We coded these four experiments as four separate interventions.

Since studies in our sample collected different outcomes using different measures, in order to compare the effectiveness of the interventions on the same scale, individual point estimates need to be standardized. In this paper, we used Cohen’s d to standardize effect sizes, following McEwan (2015) and Conn (2017). Cohen’s d can be estimated using the raw mean difference between a treatment group (\bar{Y}_T) and a control group (\bar{Y}_C) as well as the pooled standard deviation for the treatment and control groups combined (S_{pooled}) (see Equation 1).⁶

$$d = \frac{\bar{Y}_T - \bar{Y}_C}{S_{pooled}} \quad (\text{Equation 1})$$

In cases where the pooled standard deviation was not directly reported in the study, we calculated it using Equation 2 from Borenstein et al. (2009):

$$S_{pooled} = \sqrt{\frac{(n_T - 1)S_T^2 + (n_C - 1)S_C^2}{n_T + n_C - 2}} \quad (\text{Equation 2})$$

where n_T and n_C are the sample sizes in the treatment and control groups, and S_T and S_C are the standard deviations in each group.

Qualitative variables

We collected a set of additional variables to better characterize the most effective interventions for girls. The variables included country, region, implementation agency, location (rural or urban), intervention level (village, school, household, or individual), duration of intervention (single contact or repeated contact), number of intervention components (single or multiple), the level of education at which the intervention was implemented (preprimary, primary, or secondary), student age, major program components (such as reducing school costs, a health intervention, additional teaching and learning materials, or school grants), the presence of components identified by program implementers as “girl friendly,” cost data (if any), quality of the outcome data (e.g., administrative data, self-reported data, national tests, international tests, program designed tests). For each study, we also coded its publication type and evaluation method.

4. Results

Are girl-targeted interventions the most effective for girls?

⁶ In this paper, wherever applicable, we collected the mean difference with controls for observable variables.

In terms of increasing girls' participation in school, girl-targeted interventions and general interventions perform similarly on average, although there are some girl-targeted interventions that outstrip general interventions. Figure 5 demonstrates the distributions of effect sizes for girls from both general interventions and girl-targeted interventions. The median effect size for these two categories is very similar, increasing girls' enrollment or attendance by 0.05-0.07 standard deviations. The effect sizes of less effective interventions – at the 10th and 25th percentiles – are also similar. However, the girl-targeted interventions at the 90th percentile have effect sizes that are 0.09 standard deviations larger than those of general interventions. That said, there are also general interventions with large effect sizes. The effect size of the most effective general intervention (Conditional cash transfer in South Africa, Eyal, Woolard, and Burns (2014)) – 1.66 standard deviations – is comparable in size to that of the most effective girl-targeted intervention (Conditional cash transfer to girls in Malawi, Baird et al. (2016)), at 1.54 standard deviations. None of these differences are statistically significant at standard levels (Table 2).

There are also far more general interventions than specifically girl-targeted interventions. As we see in Table 1, the number of general interventions is more than three times that of girl-targeted interventions. This means that in each of the effect size bins, general interventions provide a larger menu for tested options (Figure 6). Even among the most effective interventions, there are almost as many general interventions with large effect sizes (greater than 0.4 standard deviations) because so many more general interventions have been tested. Therefore, general interventions constitute an important source of ways to improve girls' access to education.

For learning, girl-targeted and general interventions have comparable impacts on girls (Figure 7). The median interventions increase learning by 0.12 standard deviations, and the top programs have sizable learning impacts of about 0.45 standard deviations.

However, as with the access studies, the difference in the number of general interventions and girl-targeted interventions is significant (Figure 8). This is even more the case in learning outcomes: there are 171 general learning interventions (from 105 studies) compared to only 14 girl-targeted learning interventions. With just 14 girl-targeted interventions (from 12 studies), the distribution of effect sizes might be affected by outliers: in fact, the large effect size of the top girl-targeted intervention (at the 90th percentile) is purely driven by a school construction intervention (Kazianga et al. 2013), which was designed specifically to increase girls' access to schools.⁷ When schools were built in villages in rural Burkina Faso, learning outcomes for girls dramatically improved. But taking out this intervention, the effect size of girl-targeted interventions at the 90th percentile drops to 0.2 standard deviations. Alternatively, if one drops the largest two interventions from the general interventions, the effect size changes hardly at all.

These findings have two potential implications. The first is that while general and girl-targeted interventions perform similarly on average, there are more proven general interventions that deliver high impacts for girls' learning than there are girl-targeted interventions. As a result,

⁷ The Burkina Faso program, evaluated in (Kazianga et al. 2013), includes girls explicitly in the name of the program: the Burkinabe Response to Improve Girls' Chances to Succeed.

policymakers have more options to draw from among the general interventions. The second is that insofar as governments and other actors are experimenting with innovative girl-targeted interventions, there may be value in evaluating these to build the evidence base.

For general interventions, do impacts on girls tend to be larger?

Previous research shows that the demand for girls' schooling tends to be more responsive than that for boys' to gender neutral education policies (Glick 2008; J-PAL 2017). However, we do not detect much difference between girls and boys in responding to interventions to increase access at any point in the distribution – the least effective programs, the median programs, and the most effective programs all have similar impacts in access for boys and girls (Figure 9). If anything, general interventions seem to be slightly more effective for girls than for boys, confirming previous work.

Once in school, the impacts of general interventions on learning outcomes are also quite similar for girls and boys (Figure 10). Median interventions increased learning for girls and boys by 0.1 standard deviations for both, with slightly larger impacts for girls (Figure 10). At the top of the distribution (90th percentile), the effect for boys is 0.49 standard deviations, comparable to that for girls, at 0.46 standard deviations. None of these differences are statistically significant at standard levels (Table 2). These are sizeable effects which are the equivalent of more than 2.5 years additional schooling in business-as-usual setting in many low- and middle-income countries (Evans and Yuan 2019).

What are the most effective interventions for girls?

To summarize the most effective interventions for girls, in this section we present the 10 access and learning interventions with the largest effect sizes and seek to understand their attributes. We contrast these with the 10 least effective interventions in terms of access and learning outcomes. An alternative approach would be to carry out a formal meta-analysis: As the results demonstrate, there is a great deal of variation within categories of interventions (such as cash transfers), such that taking the average effect of a category is unlikely to yield meaningful insights.

Access

The 10 studies that report the largest impacts in improving access to education for girls report greatly improved girls' participation in school, with an average effect size of 0.74 standard deviations (Table 3). Four of the 10 are girl-targeted interventions, including cash transfers to girls who had previously dropped out of school – conditional on school attendance in Malawi (Baird et al. 2016), improving school water and sanitation systems in Kenya (Garn et al. 2013), building village schools for girls in Afghanistan (Burdette and Linden 2013), and providing private school subsidies for girls in Pakistan (Kim, Alderman, and Orazem 1999). Five of the general interventions are similarly related to offering cash for education in different countries (Eyal, Woolard, and Burns 2014; Maluccio, Murphy, and Regalia 2010; Edmonds and Shrestha 2014; Benhassine et al. 2015; Duflo, Dupas, and Kremer 2017), and the final intervention is focused on

malaria prevention in the Gambia (Jukes et al. 2006). Altogether, six of the ten involve cash transfers, and one more – subsidies in Pakistan – similarly also involves reducing the cost of schooling.

These top interventions demonstrate that reducing the cost of schooling is likely the single most effective way to bring girls into school. Most of these are conditional cash transfers, although fewer unconditional transfers have been tested. In addition, reducing indirect costs – such as the commuting distance to school for girls by building village schools has been effective in increasing access. Note, however, that one unconditional cash transfer – without a schooling condition is among the less effective interventions (Table 4) (Baird, McIntosh, and Özler 2011). Improving health conditions through either better sanitation facilities or controlling malaria tends to attract more girls to school as well.

There are concerns about the effectiveness of conditional cash transfer programs if only considering the most effective interventions. One of them is that the popularity of conditional cash transfers has led to an emergence of impact evaluations in this field, which might lead this class of interventions to be overrepresented in the evidence base. Cash transfer interventions could be among both the most effective and the least effective interventions. To test this, we summarize the bottom 10 interventions to increase access for girls in Table 4. There are three transfer programs – conditional cash or in-kind – that were particularly ineffective in bringing girls into school, such as those in Burkina Faso (Kazianga et al. 2013), the Philippines (Chaudhury, Friedman, and Onishi 2013) and Uruguay (Amarante, Ferrando, and Vigorito 2013), but transfer programs represent far more of the most effective than the least effective programs. There is more variation in the least effective programs, ranging from providing school meals to targeted savings accounts for education. Interestingly, we see that within the same study (Garn et al. 2013), while promoting hygiene, improving water treatment, improved sanitation, and safe water storage in Kenyan primary schools is one of the best ways to increase girls' enrollment, promoting hygiene and improving water storage alone actually reduced enrollment for girls. Although it is likely that girls are more responsive to sanitation conditions, different environments face different challenges: in Nepal providing sanitary products did not increase girls' school attendance, likely in part because very few girls reported missing school due to a lack of sanitary products (Oster and Thornton 2011).

Learning

For learning, the average effect size of the top interventions for girls is 0.96 standard deviations (Table 5). Compared to access interventions, there is more variation in the design of learning interventions. First, only two out of 10 studies are girl-targeted interventions. One of the two girl-targeted interventions is a public private partnership initiative in schools in Pakistan providing a gender differentiated subsidy that increased girls' test score by 0.77 standard deviations. The other intervention arm in the same initiative provided a gender neutral subsidy and also yielded sizeable effects, albeit smaller than the gender-differentiated one (Barrera-Osorio et al. 2017). The other top-ten girl-targeted intervention is the Afghan village school program for girls that delivered significant impacts on girls' access and learning outcomes (Burde and Linden 2013). A

general (non-targeted) community school program in Honduras greatly improved girls' math score (Di Gropello and Marshall 2011).

Several of the most effective general interventions for girls among the top 10 involve structured pedagogy in early grades, or providing teachers with clear guidance on teaching or even scripted lesson plans. These interventions have been shown to be highly effective in several Sub-Saharan African countries including South Africa, Liberia and Kenya (Piper 2009; Piper, Zuilkowski, and Ong'ele 2016; Piper and Mugenda 2014; Piper and Medina 2010a). Another category of interventions that work well for girls (and boys) are those that help teachers to teach children at their current level of learning (e.g., teaching at the right level), either through diagnostic feedback or software as reported in Banerjee et al. (2016) and Imbrogno (2014).

On the other hand, the least effective programs for girls' learning are all general interventions (Table 6). Various interventions actually had negative impacts on learning for girls compared to "schooling-as-usual," but often, those same programs did not work for boys either. For example, technology interventions – whether substituting teachers with computers or providing students with laptops – did not help improve learning (Linden 2008; Sharma 2014). Although there are teacher professional development programs that work to improve student learning (Popova et al. 2018), our findings demonstrate that introducing new pedagogical methods through a short teacher training program are less likely to be effective to improve girls' learning; and this is true no matter which education level the intervention targets (Berlinski and Busso 2017; Yoshikawa et al. 2015). In addition, school accountability interventions such as distributing school report cards to students and parents were not effective for girls, either in Sri Lanka or in Liberia (Aturupane et al. 2014; Piper and Medina 2010b).

5. Discussion

Inequality

Up until this point, this paper has focused on identifying the interventions that deliver the highest absolute learning gains for girls. An alternative approach would be to identify those programs that benefit girls most relative to boys. In other words, this approach would focus on closing inequalities (or increasing them, in contexts where girls are ahead in school) rather than merely improving girls' access and learning without regard to boys' performance. Figure 11 shows the gains in access and learning for boys and for girls. The programs with the most unequal impacts – both favoring girls and favoring boys – are general interventions. Almost all of the girl-targeted interventions for which we have data on both girls and boys have similar results for both genders, with slightly better results for girls. 13 out of 23 girl-targeted studies do not report outcomes for boys. If one's objective were purely inequality reduction, then cash transfers in South Africa had dramatically larger access impacts on girls than on boys, despite not being gender-targeted (Eyal, Woolard, and Burns 2014). A mother tongue learning instruction in Kenya in the Lubukusu language had no discernible impact on boys' learning but a sizeable impact for girls (Piper, Zuilkowski, and Ong'ele 2016). However, there are no clear patterns as to which classes of interventions are inequality enhancing versus inequality reducing.

Costs

While we standardized effect sizes across interventions in this review, incorporating cost data would enhance the analysis, as the most effective programs may not be the most cost-effective and therefore not easy to scale up. However, despite a strong demand for cost data, few studies report them. McEwan (2015) in his review stated that 56 percent of studies reported no cost details, and most of the rest reported minimal information. We encountered similar problems when we tried to collect cost data. In addition, even when cost data are reported, they are often not comparable due to different accounting methods. Taking an early childhood development program in rural Mexico as an example, the cost per child estimated by World Bank researchers was \$76 (Cárdenas, Evans, and Holland 2015), but when evaluated by another group of researchers at Brookings, the cost per child almost doubled to \$174-\$202 (Gustafsson-Wright, Boggild-Jones, and Gardiner 2017). Ideally, a separate initiative would collect cost data following a standard set of guidelines such as those laid out in Dhaliwal et al. (2013).

This review finds that general interventions are often comparable in impact to girl-targeted interventions in improving access to school and learning once at school. But if a policy maker's primary concern is improving girls' education, then perhaps investing in girl-targeted interventions would allow similar gains at much lower cost – i.e., just paying for the girls rather than girls and boys. This argument plays out differently for access versus learning interventions. For access interventions such as cash transfers, the cost could indeed be potentially reduced by targeting only girls. Indeed, several of the most effective general interventions were cash transfer programs that happened to not target girls specifically. One could imagine replacing those programs with girl-only cash transfer programs and potentially achieving similar gains. For learning interventions, such as structured pedagogy interventions, many are introduced at the level of the school, so that in mixed-gender schools, there is no clear cost gain to trying to limit the impact to girls only.

Program attributes

We gathered data on a number of program attributes with the aim to provide more information on the most effective programs. For example, the average program size of the most effective access interventions is 262 students and for learning interventions, is 556 students. With the exception of the cash transfer programs, all others among the ten most and least effective programs are pilot programs. This is a result of the fact that most interventions that are carefully evaluated tend to be pilots. Therefore, we cannot from this sample infer whether or not pilot programs are more effective than those that have been implemented at scale. Another attribute that we examined was the level of education that the top programs targeted. In terms of access interventions, 7 out the top 10 interventions targeted school-aged children in general, often between age 6 up to age 16 – working through household rather than the school, trying to get out-of-school children into school. For learning interventions, 9 out 10 focused on the primary level, and half of them were designed to improve learning in grades 1-3. There is great interest in programs for adolescent girls, but many of those programs focus on building life skills and increasing earning capacity directly (see, for example, (Adoho et al. 2014; Bandiera et al. 2018; Bandiera et al. 2019) rather than keeping girls in school and increasing their learning ability. In many low- and middle-income countries, children and youth can still significantly improve their

literacy and numeracy all through primary and secondary school (Evans and Yuan 2019). We also examined if authors included any gender component in their interventions. We found that besides girl-targeted programs, only 1 general intervention out of the top 20 had a girl-friendly component, which was to provide gender-differentiated school subsidies (Barrera-Osorio et al. 2017).

What has been studied

A key limitation of this work is that it only surveys those interventions that have been evaluated. One can imagine a wide array of girl-targeted interventions that could still be tried or that have been tried but not yet rigorously evaluated. In the context of strict budget constraints, having clear data on the best investments among those interventions that have been evaluated can be useful, and it can help governments and other education stakeholders to avoid investing in programs that have proven ineffective. However, it should not stop policy makers from continuing to innovate and test new programs that relax constraints on girls' access and learning.

6. Conclusion

Previous reviews of what works to improve girls' education tend to focus on girl-targeted interventions. That approach omits key evidence of the impact of general education interventions on girls. This review innovatively brings together a large evidence base of general interventions that report effects for girls. Based on 179 studies from 54 countries, this review finds that girls' access to school is more responsive to changes in costs, distance, and health conditions; while girls' learning is more likely to be improved by structured pedagogy and interventions that help teachers to teach at the right level.

While this review focuses on girls' education, the global learning crisis impoverishes both girls and boys (World Bank 2018). Our findings demonstrate that gender neutral interventions hold great promise for girls' learning as well as for boys. Considering the limited resources that education systems in most low- and middle-income countries possess, the most practical approach to help girls learn may be to make schools better for all children. Such an approach may also be more politically palatable to voters than programs that restrict their benefits to girls.

Finally, attending school and acquiring learning are not the finish line for girls' education. The ultimate objective is that girls can empower themselves through education and achieve their life aspirations. To this point, very few evaluations have included either long-term follow-ups or these broader measures of well-being. But gaining literacy and numeracy are the foundation for positive longer term outcomes.

References

- Adoho, Franck, Shubha Chakravarty, Jr. Korkoyah, Dala T., Mattias KA Lundberg, and Afia Tasneem. 2014. 'The Impact of an Adolescent Girls Employment Program. The EPAG Project in Liberia. ', *Policy Research Working Paper, The World Bank*.
- Amarante, Verónica, Mery Ferrando, and Andrea Vigorito. 2013. 'Teenage School Attendance and Cash Transfers: An Impact Evaluation of PANES', *Economía*, 14: 61-96.

- Ambler, Kate, Diego Aycinena, and Dean Yang. 2015. 'Channeling Remittances to Education: A Field Experiment among Migrants from El Salvador', *American Economic Journal: Applied Economics*, 7: 207-32.
- Aturupane, Harsha, Paul Glewwe, Renato Ravina, Upul Sonnadara, and Suzanne Wisniewski. 2014. 'An assessment of the impacts of Sri Lanka's programme for school improvement and school report card programme on students' academic progress', *The Journal of Development Studies*, 50: 1647-69.
- Baird, Sarah J, Ephraim Chirwa, Jacobus De Hoop, and Berk Özler. 2016. 'Girl power: cash transfers and adolescent welfare. Evidence from a cluster-randomized experiment in Malawi', *Chapter in NBER book African Successes, Volume II: Human Capital (2016)*, Sebastian Edwards, Simon Johnson, and David N. Weil, editors (p. 139 - 164). University of Chicago Press.
- Baird, Sarah, Craig McIntosh, and Berk Özler. 2011. 'Cash or condition? Evidence from a cash transfer experiment', *The Quarterly journal of economics*, 126: 1709-53.
- Bandiera, Oriana, Niklas Buehren, Robin Burgess, Markus Goldstein, Selim Gulesci, Imran Rasul, and Munshi Sulaiman. 2019. 'Women's Empowerment in Action: Evidence from a Randomized Control Trial in Africa', *American Economic Journal: Applied Economics*, Forthcoming.
- Bandiera, Oriana, Niklas Buehren, Markus Goldstein, Imran Rasul, and Andrea Smurra. 2018. 'The Economic Lives of Young Women in the Time of Ebola: Lessons from an Empowerment Program', *Unpublished Manuscript*.
- Banerjee, Abhijit, Rukmini Banerji, James Berry, Esther Duflo, Harini Kannan, Shobhini Mukerji, Marc Shotland, and Michael Walton. 2016. 'Mainstreaming an Effective Intervention: Evidence from Randomized Evaluations of "Teaching at the Right Level" in India', *National Bureau of Economic Research Working Paper No. 22746*.
- Barrera-Osorio, Felipe, David S Blakeslee, Matthew Hoover, Leigh L Linden, Dhushyanth Raju, and Stephen P Ryan. 2017. *Delivering education to the underserved through a public-private partnership program in Pakistan* (The World Bank).
- Benhassine, Najy, Florencia Devoto, Esther Duflo, Pascaline Dupas, and Victor Pouliquen. 2015. 'Turning a shove into a nudge? A "labeled cash transfer" for education', *American Economic Journal: Economic Policy*, 7: 86-125.
- Berlinski, Samuel, and Matias Busso. 2017. 'Challenges in educational reform: An experiment on active learning in mathematics', *Economics Letters*, 156: 172-75.
- Berlinski, Samuel, Matias Busso, Taryn Dinkelman, and Claudia Martinez. 2016. 'Reducing parent-school information gaps and improving education outcomes: Evidence from high frequency text messaging in Chile', *Unpublished Manuscript*.
- Botea, Ioana, Shubha Chakravarty, Sarah Haddock, and Quentin Wodon. 2017. "Ending Child Marriage: Reproductive Health Outcomes and Delaying Marriage and Childbearing for Adolescent Girls " In.
- Burde, Dana, and Leigh L Linden. 2013. 'Bringing education to Afghan girls: A randomized controlled trial of village-based schools', *American Economic Journal: Applied Economics*, 5: 27-40.
- Cárdenas, Sergio, David K Evans, and Peter Holland. 2015. 'Early Childhood Benefits at Low Cost: Evidence from a Randomized Trial in Mexico', *Unpublished Manuscript*.
- Castro Martin, Teresa. 1995. 'Women's Education and Fertility: Results from 26 Demographic and Health Surveys', *Studies in Family Planning*, 26: 187-202.
- Chaudhury, Nazmul, Jed Friedman, and Junko Onishi. 2013. 'Philippines conditional cash transfer program impact evaluation 2012', *Manila: World Bank Report*.
- Conn, Katharine M. 2017. 'Identifying effective education interventions in sub-Saharan Africa: A meta-analysis of impact evaluations', *Review of Educational Research*, 87: 863-98.

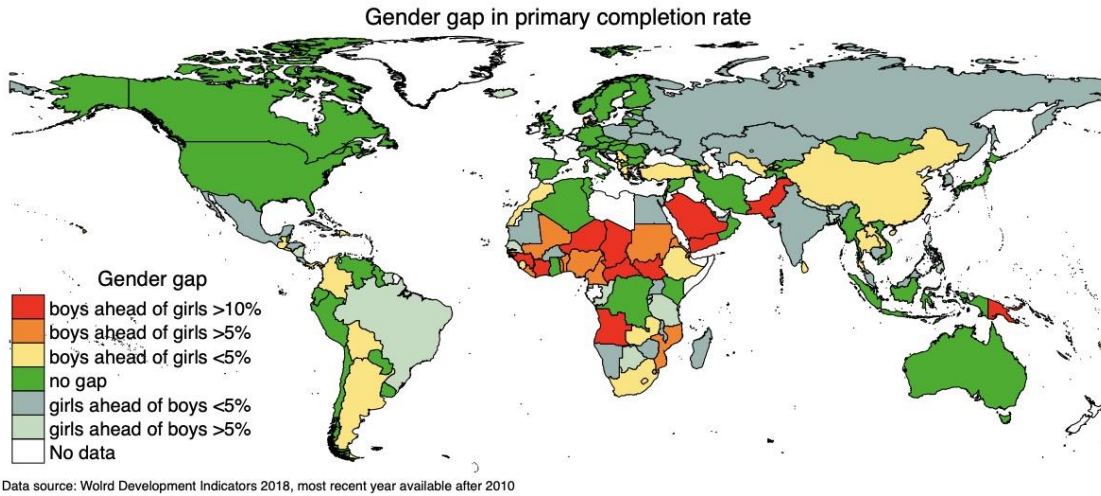
- Dhaliwal, Iqbal, Esther Duflo, Rachel Glennerster, and Caitlin Tulloch. 2013. 'Comparative cost-effectiveness analysis to inform policy in developing countries: a general framework with applications for education', *Education Policy in Developing Countries*: 285-338.
- Di Gropello, Emanuela, and Jeffery H Marshall. 2011. 'Decentralization and educational performance: evidence from the PROHECO Community School Program in rural Honduras', *Education Economics*, 19: 161-80.
- Duflo, Esther, Pascaline Dupas, and Michael Kremer. 2017. 'The impact of free secondary education: Experimental evidence from Ghana', *Massachusetts Institute of Technology Working Paper Cambridge, MA*.
- Edmonds, Eric V, and Maheshwor Shrestha. 2014. 'You get what you pay for: Schooling incentives and child labor', *Journal of Development Economics*, 111: 196-211.
- Ermisch, John, and Marco Francesconi. 2001. 'Family matters: Impacts of family background on educational attainments', *Economica*, 68: 137-56.
- Evans, David K, and Fei Yuan. 2019. 'Economic Returns to Interventions that Increase Learning ', *Policy Research Working Paper, The World Bank*.
- Evans, David K., and Anna Popova. 2016. 'What really works to improve learning in developing countries? An analysis of divergent findings in systematic reviews', *World Bank Research Observer*, 31: 242-70.
- Eyal, Katherine, Ingrid Woolard, and Justine Burns. 2014. 'Cash transfers and teen education: evidence from South Africa', *Report, unpublished*.
- Field, Erica, and Attila Ambrus. 2008. 'Early Marriage, Age of Menarche, and Female Schooling Attainment in Bangladesh', *Journal of Political Economy*, 116: 881-930.
- Filmer, Deon, and Norbert Schady. 2008. 'Getting girls into school: Evidence from a scholarship program in Cambodia', *Economic Development and Cultural Change*, 56: 581-617.
- Gakidou, Emmanuela, Krycia Cowling, Rafael Lozano, and Christopher JL Murray. 2010. 'Increased educational attainment and its effect on child mortality in 175 countries between 1970 and 2009: a systematic analysis', *The Lancet*, 376: 959-74.
- Garn, Joshua V, Leslie E Greene, Robert Dreibelbis, Shadi Saboori, Richard D Rheingans, and Matthew C Freeman. 2013. 'A cluster-randomized trial assessing the impact of school water, sanitation and hygiene improvements on pupil enrolment and gender parity in enrolment', *Journal of Water Sanitation and Hygiene for Development*, 3: 592-601.
- Glick, Peter. 2008. 'What policies will reduce gender schooling gaps in developing countries: Evidence and interpretation', *World Development*, 36: 1623-46.
- Gustafsson-Wright, Emily, Izzy Boggild-Jones, and Sophie Gardiner. 2017. 'SECT: The standardized early childhood development costing tool'.
- Haberland, Nicole A, Katharine J McCarthy, and Martha Brady. 2018. 'A systematic review of adolescent girl program implementation in low-and middle-income countries: evidence gaps and insights', *Journal of Adolescent Health*.
- Herz, Barbara, and Gene B Sperling. 2004. *What works in girls' education: Evidence and policies from the developing world* (Council on foreign relations).
- ILO. 2017. 'World Employment and Social Outlook: Trends for Women 2017'.
- Imbrogno, Jason. 2014. 'Essays on the Economics of Education'.
- International Initiative for Impact Evaluation (3ie). 2016. "Impact Evaluation Repository." In.
- Islam, Asad. 2016. 'Parent-teacher meetings and student outcomes'.
- J-PAL. 2017. 'Roll Call: Getting Children into School ', *J-PAL Policy Bulletin*.
- Jukes, Matthew CH, Margaret Pinder, Elena L Grigorenko, Helen Baños Smith, Gijs Walraven, Elisa Meier Bariau, Robert J Sternberg, Lesley J Drake, Paul Milligan, and Yin Bun Cheung. 2006. 'Long-term

- impact of malaria chemoprophylaxis on cognitive abilities and educational attainment: follow-up of a controlled trial', *PLoS clinical trials*, 1: e19.
- Kazianga, Harounan, Dan Levy, Leigh L. Linden, and Matt Sloan. 2013. 'The Effects of "Girl-Friendly" Schools: Evidence from the BRIGHT School Construction Program in Burkina Faso ', *American Economic Journal: Applied Economics*, 5: 41-62.
- Kim, Jooseop, Harold Alderman, and Peter F Orazem. 1999. 'Can private school subsidies increase enrollment for the poor? The Quetta Urban Fellowship Program', *The World Bank Economic Review*, 13: 443-65.
- King, Elizabeth, and Rebecca Winthrop. 2015. 'Today's challenges for girls' education', *Brookings Global Working Paper Series*.
- Kremer, Michael, Edward Miguel, and Rebecca Thornton. 2009. 'Incentives to learn', *The Review of Economics and Statistics*, 91: 437-56.
- Linden, Leigh L. 2008. 'Complement or substitute?: The effect of technology on student achievement in India', *Working Paper*.
- Maluccio, John A, Alexis Murphy, and Ferdinando Regalia. 2010. 'Does supply matter? Initial schooling conditions and the effectiveness of conditional cash transfers for grade progression in Nicaragua', *Journal of development effectiveness*, 2: 87-116.
- McEwan, Patrick J. 2015. 'Improving Learning in Primary Schools of Developing Countries: A Meta-Analysis of Randomized Experiments ', *Review of Educational Research*, 85: 353-94.
- Oster, Emily, and Rebecca Thornton. 2011. 'Menstruation, sanitary products, and school attendance: Evidence from a randomized evaluation', *American Economic Journal: Applied Economics*, 3: 91-100.
- Piper, B, and A Mugenda. 2014. 'The Primary Math and Reading (PRIMR) Initiative: Endline Impact Evaluation', *Research Triangle Park, NC: RTI International*.
- Piper, Benjamin. 2009. 'Integrated Education Program: Impact study of SMRS using early grade reading assessment in three provinces in South Africa', *RTI International, Research Triangle Park, NC. Retrieved from [m https://www.eddataglobal.org/courses/survey/resources/Handout_3_FINAL_RSA_S_MRS_EGRA_Impact_Study.pdf](https://www.eddataglobal.org/courses/survey/resources/Handout_3_FINAL_RSA_S_MRS_EGRA_Impact_Study.pdf)*.
- Piper, Benjamin, and Korda Medina. 2010a. "Early Grade Reading Assessment (EGRA) Plus: Liberia. Program evaluation report." In.: Research Triangle Park, NC: RTI International.
- . 2010b. 'Early Grade Reading Assessment (EGRA) Plus: Liberia. Program evaluation report'.
- Piper, Benjamin, Stephanie S Zuilkowski, and Salome Ong'ele. 2016. 'Implementing Mother Tongue Instruction in the Real World: Results from a Medium-Scale Randomized Controlled Trial in Kenya', *Comparative Education Review*, 60: 776-807.
- Popova, Anna, David K Evans, Mary E. Breeding, and Violeta Arancibia. 2018. 'Global Landscape of Teacher Professional Development Programs: The Gap between Evidence and Practice '.
- Psaki, Stephanie R., Katharine J McCarthy, and Barbara S. Mensch. 2018. 'Measuring Gender Equality in Education: Lessons from Trends in 43 Countries', *Population and Development Review*, 1: 117-42.
- Sandefur, Justin, Mari Oye, and Lant Pritchett. 2016. 'Girls' Schooling is Good, Girls' Schooling with Learning is Better', *Background paper for the International Commission on Financing Global Education Opportunity*.
- Schultz, T. Paul. 2002. 'Why Governments Should Invest More to Educate Girls', *World Development*, 30: 207-25.
- Sharma, Uttam. 2014. "Can computers increase human capital in developing countries? An evaluation of Nepal's one laptop per child program." In *Annual Meeting of the Agricultural and Applied Economics Association, Minneapolis MN, July, 27-29*.

- Sperling, Gene B, and Rebecca Winthrop. 2015. *What works in girls' education: Evidence for the world's best investment* (Brookings Institution Press).
- Tembon, Mercy Miyang, and Lucia Fort. 2008. *Girl's education in the 21st century: Gender equality, empowerment and growth* (The World Bank).
- UNESCO. 2016 'Leaving no one behind: How far on the way to universal primary and secondary education?', *Policy Paper 27/Fact Sheet 37*.
- Unterhalter, Elaine, Amy North, Madeleine Arnot, Cynthia Lloyd, Lebo Moletsane, Erin Murphy-Graham, Jenny Parkes, and Mioko Saito. 2014. "Interventions to enhance girls' education and gender equality." In.
- World Bank. 2017. 'World Development Indicators '.
- . 2018. *World Development Report 2018: Learning to Realize Education's Promise* (World Bank: Washington, DC).
- Yoshikawa, Hirokazu, Diana Leyva, Catherine E Snow, Ernesto Treviño, M Barata, Christina Weiland, Celia J Gomez, Lorenzo Moreno, Andrea Rolla, and Nikhit D'Sa. 2015. 'Experimental impacts of a teacher professional development program in Chile on preschool classroom quality and child outcomes', *Developmental psychology*, 51: 309.

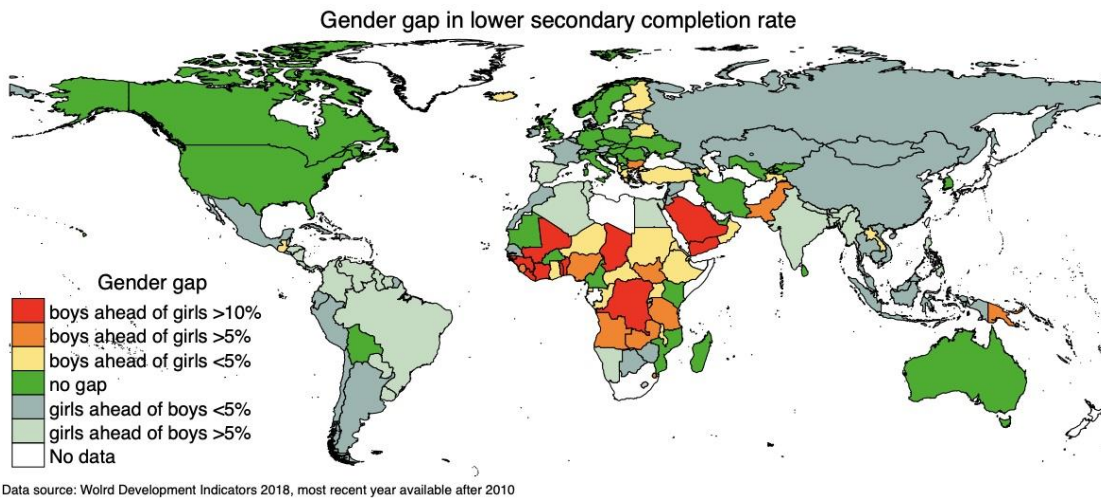
Figures and tables

Figure 1A: Gender gap in primary school completion



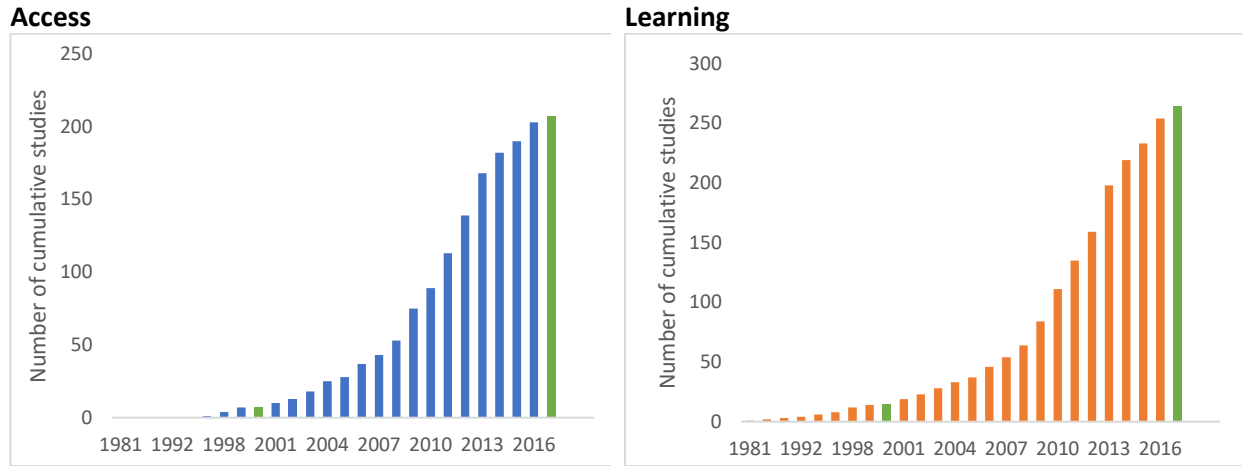
Note: No gap refers to any gap that is less than one percent.

Figure 1B: Gender gap in lower secondary school completion



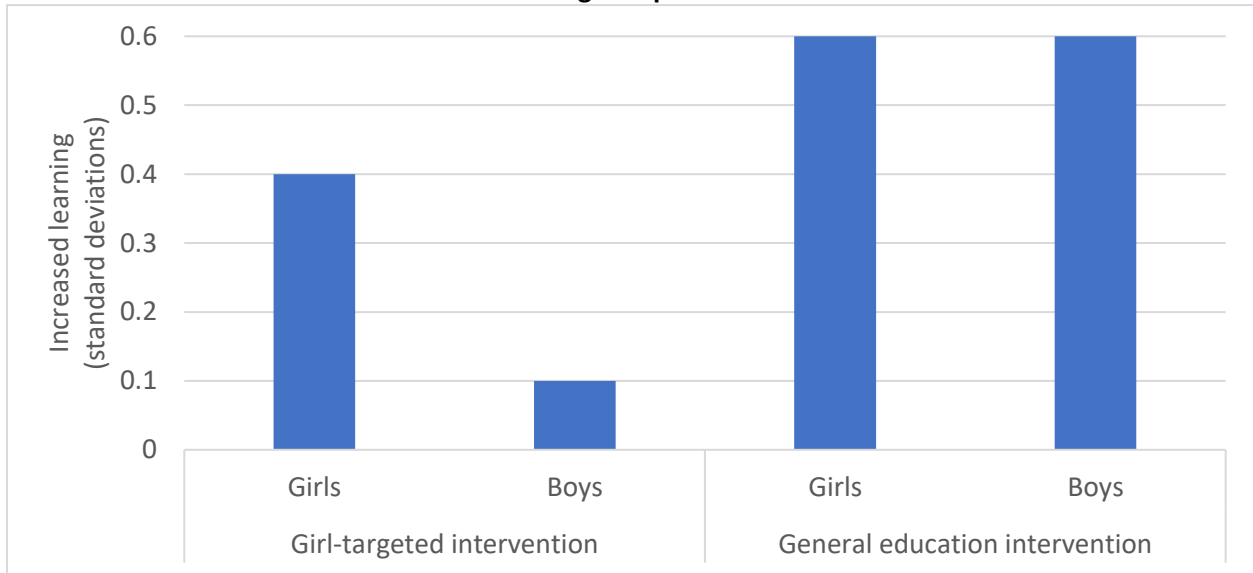
Note: No gap refers to any gap that is less than one percent.

Figure 2: Evidence on what works in education has mushroomed



Source: Authors' adaptation using International Initiative for Impact Evaluation (3ie) (2016) and Evans and Popova (2016).

Figure 3: Interventions not targeted specifically to girls may in fact deliver bigger gains to girls
A thought experiment



Two real-life examples

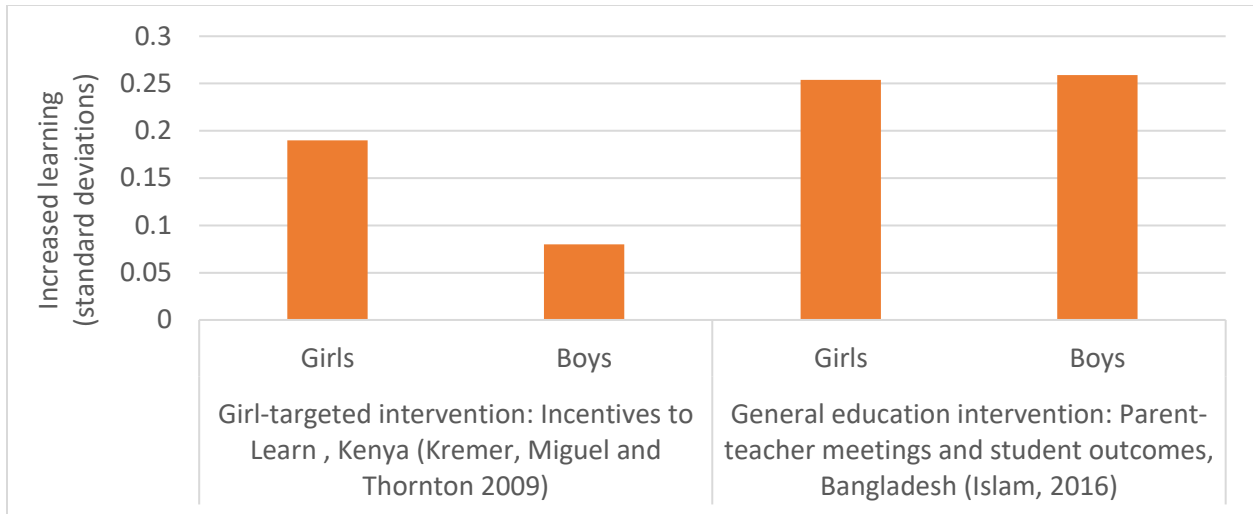


Figure 4: Review method

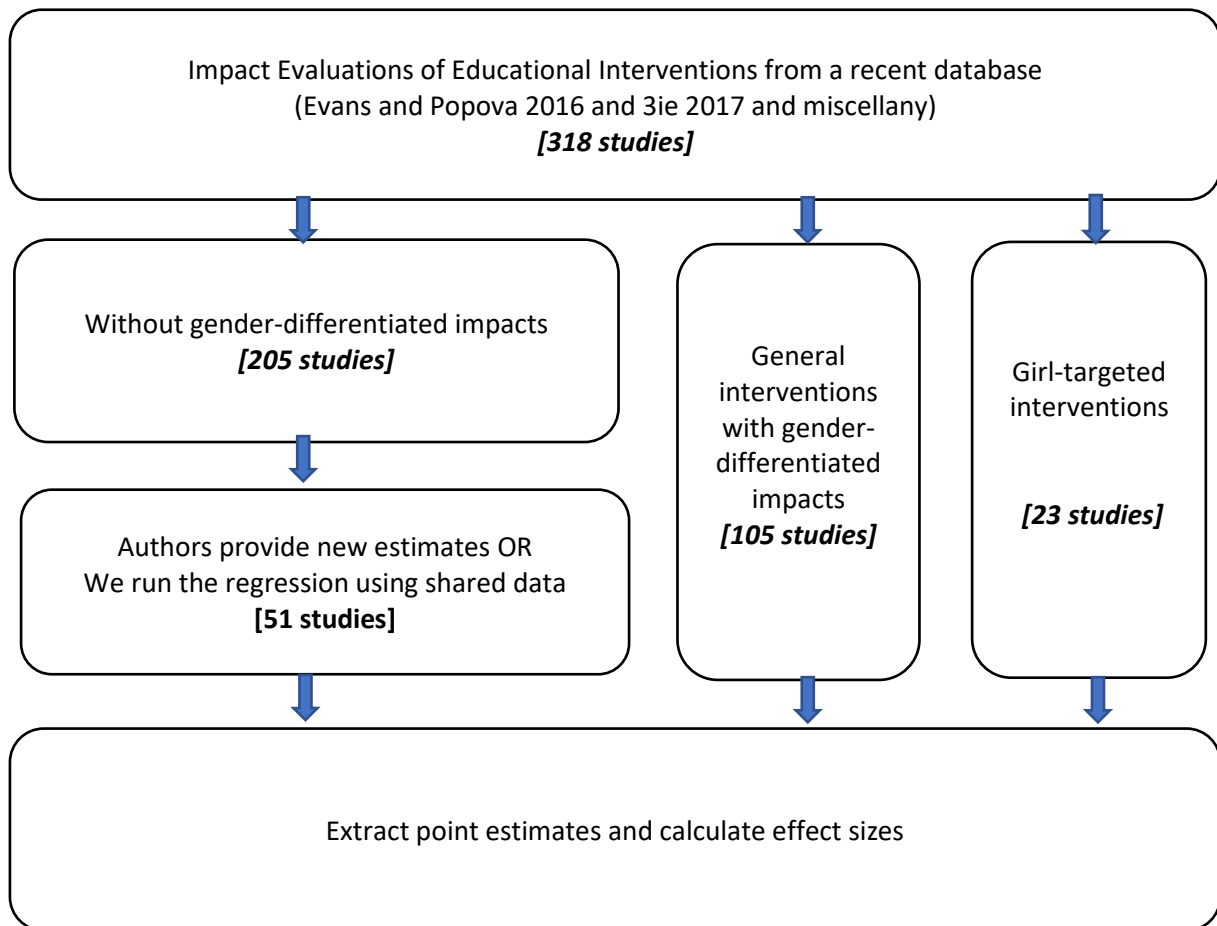
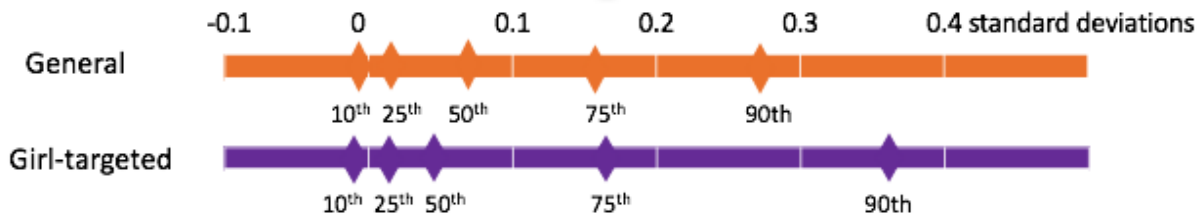


Figure 5: Effect sizes of **access** outcomes for girls



	10 th	25 th	50 th	75 th	90 th	Range
General	-0.03	0.01	0.07	0.15	0.27	[-0.2, 1.66]
Girl-targeted	-0.03	0.01	0.05	0.16	0.36	[-0.18, 1.54]

Figure 6: Number of **access** outcomes by effect size

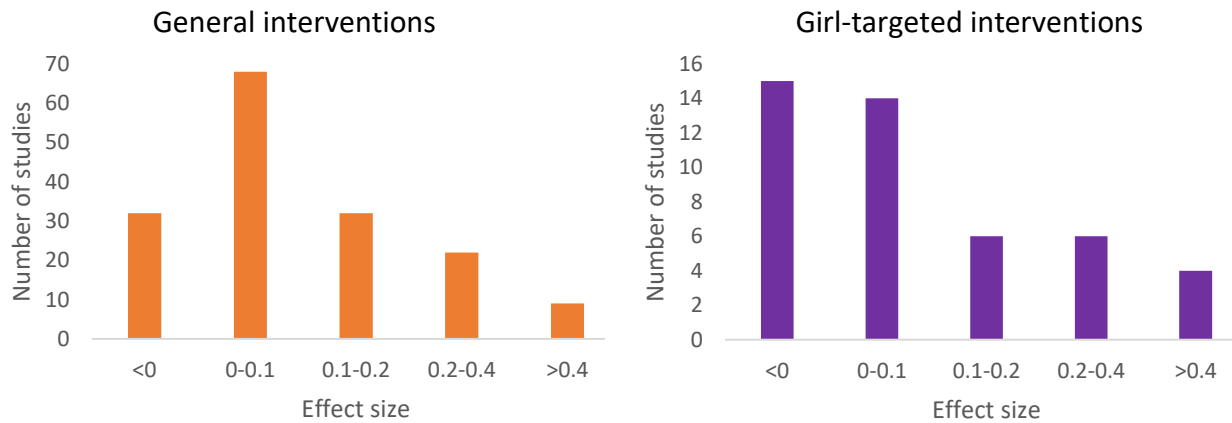
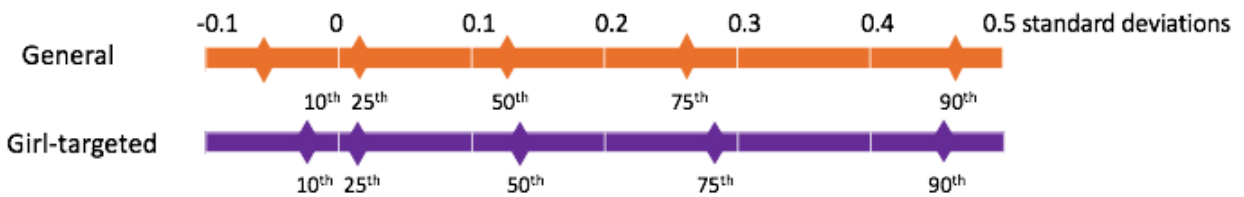


Figure 7: Effect sizes of **learning** outcomes for girls



	10 th	25 th	50 th	75 th	90 th	Range
General	-0.06	0.02	0.12	0.27	0.46	[-0.61, 2.56]
Girl-targeted	-0.03	0.02	0.13	0.29	0.45	[-0.45, 0.66]

Figure 8: Number of **learning** outcomes by effect size

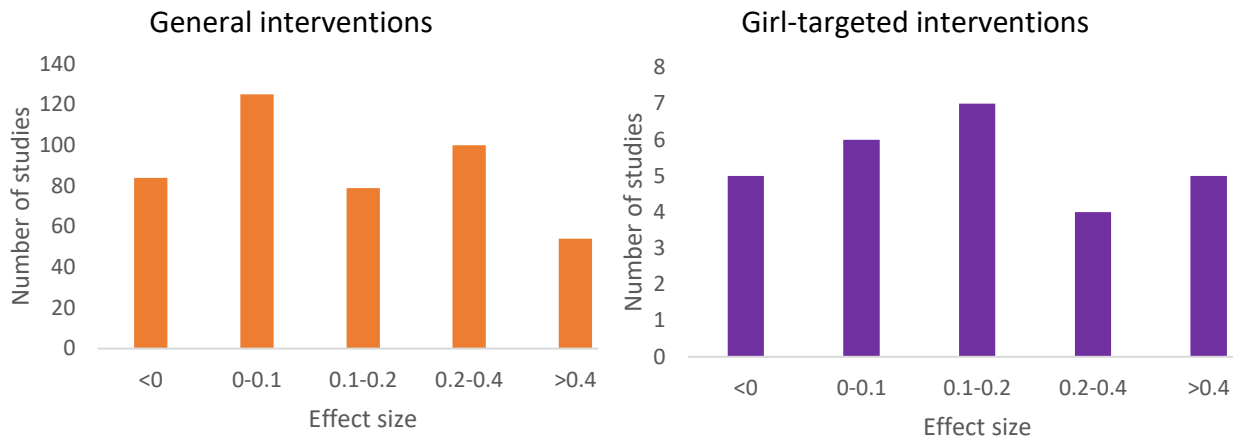
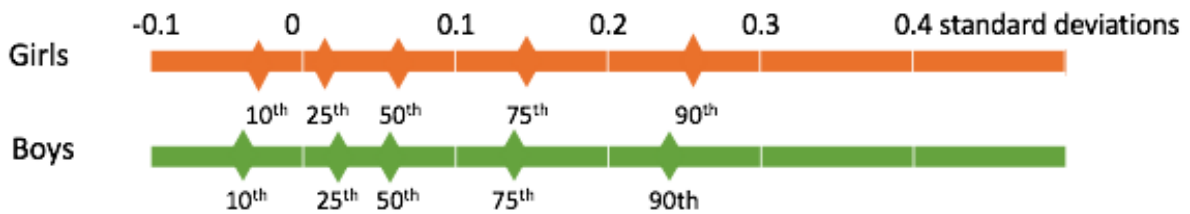


Figure 9: Effect sizes of access outcomes for girls and boys (general interventions only)



	10 th	25 th	50 th	75 th	90 th	Range
Girls	-0.03	0.01	0.07	0.15	0.27	[-0.20, 1.66]
Boys	-0.04	0.02	0.05	0.13	0.25	[-0.14, 1.11]

Figure 10: Effect sizes of learning outcomes for girls and boys (general interventions only)

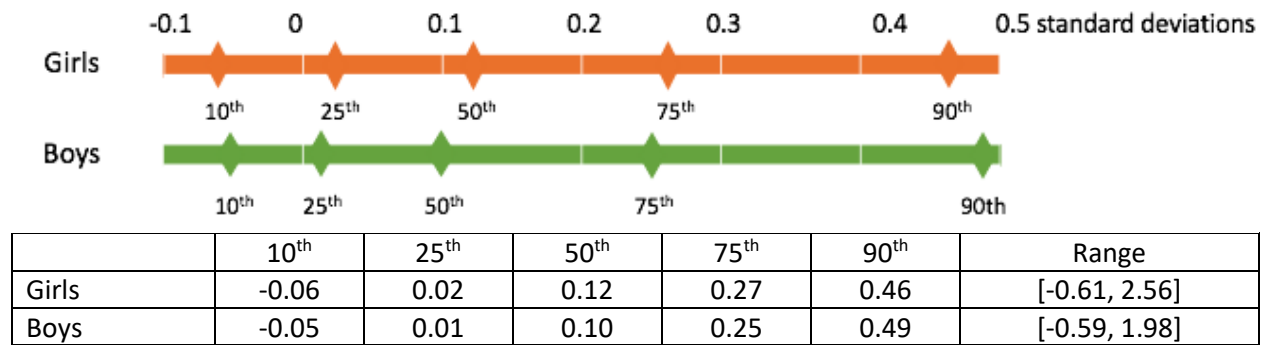
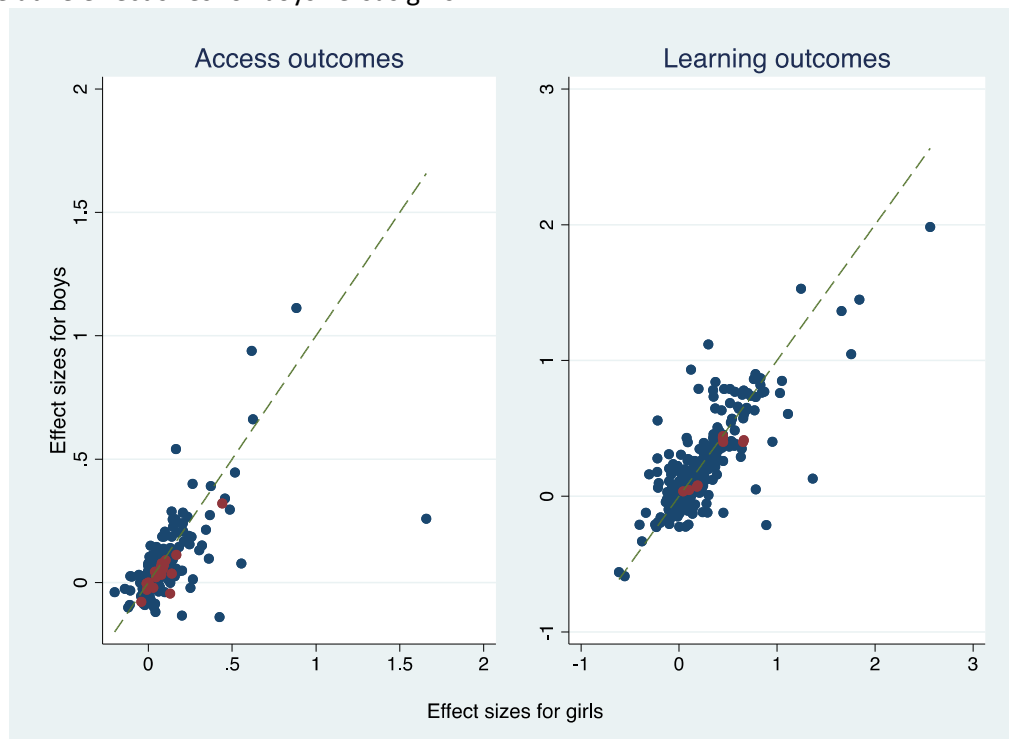


Figure 11: Relative effect sizes for boys versus girls



Note: Blue points represent effect sizes of general interventions, red dots represent effects sizes of girl-targeted interventions, and the green dash line represents same effect sizes for girls and boys. For access outcomes, 159 effect sizes of general interventions and 19 effect sizes of girl-targeted interventions are plotted; for learning outcomes, 429 effect sizes of general interventions and 9 effect sizes of girl-targeted interventions are plotted.

Table 1: Descriptive statistics

	Number of studies	Number of interventions
General studies	156	236
General studies – Access	65	88
General studies – Learning	106	178
Girl-targeted studies	23	38
Girl-targeted studies – Access	20	29
Girl-targeted studies – Learning	11	15
Total	179	274

Table 2: Tests for Statistically Significant Differences in Distribution of Intervention Effect Sizes

Access outcomes			
	Mean	50 th – 75 th percentile	90 th percentile and above
Girl-targeted vs. general interventions			
Girl-targeted	0.020 (0.035)	-0.014 (0.009)	0.235 (0.208)
Constant	0.113	0.110	0.537
N	209	53	20
Girls vs. Boys in general interventions			
Girls	0.017 (0.060)	0.034* (0.018)	-0.188 (0.300)
Constant	0.180	0.187	0.846
N	467	117	46
Learning outcomes			
	Mean	50 th – 75 th percentile	90 th percentile and above
Girl-targeted vs. general interventions			
Girl-targeted	0.021 (0.020)	0.004 (0.005)	0.043 (0.108)
Constant	0.092	0.096	0.464

N	322	81	32
Girls vs. Boys in general interventions			
Girls	0.008 (0.019)	0.008 (0.006)	0.043 (0.077)
Constant	0.172	0.175	0.810
N	871	215	87

Standard errors in parentheses; *** $p < 0.01$, ** $p < 0.05$, * $p < 0.1$

Table 3: The 10 most effective interventions to improve access to education for girls

	Program description	Country	Region	Evaluation design	Outcome	Effect size (SD)	Type of publication	Reference
1	Conditional cash transfer	South Africa	SSA	DID	Enrollment	1.657	Working paper	Eyal & Woolard 2014
2	Conditional cash transfer for dropped out girls	Malawi	SSA	RCT	Enrollment, Yr 2	1.536	Working paper	Baird et al. 2016
3	Conditional cash transfer	Nicaragua	LAC	DID	Enrollment, Yr 1	0.883	Journal	Maluccio et al. 2010
					Enrollment, Yr 2	0.617		
4	Hygiene promotion + water treatment + sanitation + water supply	Kenya	SSA	RCT	Enrollment	0.634	Journal	Garn et al. 2013
5	Free secondary education	Ghana	SSA	RCT	Enrollment	0.634	Working paper	Duflo et al. 2017
6	Malaria prevention	Gambia	SSA	RCT	Enrollment – cohort w/o contamination	0.555	Journal	Jukes et al. 2006
					Enrollment – cohort w/ minimal contamination	0.457		
7	Conditional cash transfer: school stipend	Nepal	SA	RCT	Attendance rate	0.517	Journal	Edmonds and Shrestha 2014

8	Labelled cash transfer for education	Morocco	MENA	RCT	Dropped out by the end of year 2	0.486 (abs. value)	Journal	Benhassine et al. 2015
9	Village-based school	Afghanistan	SA	RCT	Enrollment	0.478	Journal	Burde & Linden 2013
10	Private school subsidies for girls	Pakistan	SA	RCT	Enrollment	0.441	Journal	Kim et al. 1999

Note: Interventions in red are girl-targeted while those in black are general interventions.

Table 4: The 10 least effective interventions to improve access to education for girls

	Program description	Country	Region	Evaluation design	Outcome	Effect size (SD)	Type of publication	Reference
1	School canteen	Burkina Faso	SSA	RCT	Absenteeism	-0.200	Journal	Kazianga et al. 2012
	Conditional take-home rations for girls				Absenteeism	-0.182		
2	Unconditional cash transfer to girls	Malawi	SSA	RCT	Attendance, Yr2	-0.152	Journal	Baird et al. 2011
3	Early financial commitment	China	EAP	RCT	Dropout	-0.140*	Journal	Yi et al. 2015
4	Hygiene promotion + water treatment	Kenya	SSA	RCT	Enrollment	-0.138	Journal	Garn et al. 2013
5	School meal	India	SA	DID	Enrollment	-0.120	Journal	Afridi 2011
6	Education cash saving account with parent outreach	Uganda	SA	RCT	Enrollment Y1	-0.110	Working paper	Karlán and Leiden 2014
					Attendance overall	-0.107		
	Enrollment Y2				-0.107			
	Enrollment Y1				-0.049			
7	Conditional cash transfer	Philippines	EAP	RCT	Enrolled in school 15-17 yrs	-0.098	Evaluation report	Chaudhury et al. 2013

8	Sanitary products	Nepal	SA	RCT	Attendance	-0.083	Journal	Oster and Thornton 2011
9	Conditional cash transfer	Uruguay	LAC	DID	School attendance, 18-month follow up	-0.056	Journal	Amarante et al. 2013
					School attendance, 30-month follow up	-0.047		
10	Unconditional Cash Transfer	South Africa	SSA	DID	Attendance	-0.043	Working Paper	Santana 2008

Note: Interventions in red are girl-targeted while those in black are general interventions.

*: Adjusted negative value for comparison.

Table 5: The 10 most effective interventions to improve learning for girls

	Program description	Country	Region	Evaluation design	Outcome	Effect size (SD)	Type of publication	Reference
1	Literacy intervention	South Africa	SSA	DID	Letter sounding fluency	2.563	Evaluation report	Piper 2009
					Word naming fluency	1.840		
					Reading comprehension	1.757		
					Oral reading fluency	1.658		
2	Mother tongue instruction	Kenya	SSA	RCT	Reading comprehension, Lubukusu, class 1	1.36	Journal	Piper et al. 2016
					Reading comprehension, Kikamba, class 2	1.25		
3	*TaRL 10-day Camp	India	SA	RCT	Language	1.050		

	TaRL 10-day Camp				Math	0.870	Working paper	Banerjee et al. 2016
	TaRL 20-day Camp				Language	0.830		
	TaRL 20-day Camp				Math	0.730		
4	Structured pedagogy	Liberia	SSA	DID	Listening comprehension	1.030	Evaluation report	Piper & Korda 2011
					Reading comprehension	0.830		
					Unfamiliar word fluency	0.780		
					Letter-naming fluency	0.680		
					Oral reading fluency	0.680		
5	Primary literacy intervention	Kenya	SSA	RCT	English letter sound	0.845	Evaluation report	Piper & Mugenda 2014
					English segmenting	0.690		
					Kiswahili letter sound	0.646		
6	PPP gender subsidy	Pakistan	SA	RCT	Test score	0.770	Working paper	Barrera-Osorio et al. 2017
	PPP subsidy pooled				Test score	0.661		
	PPP uniform subsidy				Test score	0.655		
7	Village-based schools	Afghanistan	SA	RCT	Test score - 2nd semester	0.661	Journal	Burde & Linden 2013
					Test score - 1st semester	0.654		
8	Math tutor software	Mexico	LAC	RCT	Test scores	0.660	Working paper	Imbrogno 2014
9	Community School Program	Honduras	LAC	IV	Math	0.630	Journal	Di Gropello & Marshall 2011
10	Math tutor software	Chile	LAC	RCT	Test scores	0.611	Working paper	Imbrogno 2014

Note: Interventions in red are girl-targeted while those in black are general interventions.

* TaRL: Teaching at the Right Level

Table 6: The 10 least effective interventions to improve learning for girls

	Program description	Country	Region	Evaluation design	Outcome	Effect size (SD)	Type of publication	Reference
1	Computer assisted learning in school	India	SA	RCT	Math and English	-0.613	Working Paper	Linden 2008
2	School management	Madagascar	SSA	RCT	Test score (district level intervention)	-0.403	Journal	Glewwe and Maiga 2011
3	New curriculum + OLPC	Costa Rica	LAC	RCT	Math-geometry	-0.378	Journal	Berlinski and Busso 2017
	New curriculum + computer lab				Math-geometry	-0.216		
	New curriculum				Math-geometry	-0.142		
	New curriculum + white board				Math-geometry	-0.136		
4	Teacher training	Chile	LAC	RCT	vocabulary	-0.305	Journal	Yoshikawa et al. 2015
5	OLPC	Nepal	SA	DID	English	-0.244	Working paper	Sharma 2014
6	Mobile school librarian	India	SA	RCT	Language	-0.232	Working paper	Borkum and Linden 2013
7	Preschool voucher	China	EAP	RCT	Test score - school readiness	-0.223	Journal	Wong et al. 2013
8	School report card	Sri Lanka	SA	DID	Science 8th grade	-0.221	Journal	Aturupane et al. 2013
					Math 8th grade	-0.215		
9	Attendance reward	India	SA	RCT	Test score	-0.207	Working paper	Visaria et al. 2016
10	Teacher training	Malawi	SSA	RCT	Early Grade Math, 36-month follow-up	-0.124	Working paper	Ozler et al. 2016

Annex I: Journals and websites searched

Journals searched:

- *American Economic Review,*
- *American Economics Journal: Applied Economics,*
- *American Economics Journal: Economic Policy,*
- *Comparative Education Review,*
- *Economic Development and Cultural Change,*
- *Journal of Development Economics,*
- *Journal of Development Effectiveness,*
- *International Journal of Educational Development,*
- *Journal of Human Resources,*
- *Quarterly Journal of Economics,*
- *The Economics of Education Review,*
- *World Bank Economic Review,*
- *Journal of Public Economics,*
- *Journal of Human Capital.*

Websites searched:

- 3ie impact evaluation database,
- RISE Programme Conference 2017,
- CASE 2017 Conference,
- the Abdul Latif Jameel Poverty Action Lab at MIT;
- Innovations for Poverty Action;
- the Inter-American Development Bank;
- the National Bureau of Economic Research;
- RTI International;
- the Rural Education Action Program at Stanford University;
- the World Bank;
- the IZA Institute of Labor Economics.